Multiple District 412

As of October 2026 Cumulative

Year	New Clubs	Dropped Clubs	Gain/ Loss Clubs	New Members	Charter Members	Reinstate Members	Transfer Members	Total Member Added	Total Members Dropped	Gain/ Loss Members
2022-2023	10	3	7	253	310	34	24	621	481	140
2023-2024	5	16	-11	211	131	27	5	374	716	-342
2024-2025	4	8	-4	162	84	55	27	328	462	-134
2025-2026	5	3	2	288	119	68	16	491	376	115
2026-2027	1	0	1	79	23	23	11	136	56	80
Average	**5**	**6**	**-1**	**199**	**133**	**41**	**17**	**390**	**418**	**-28**

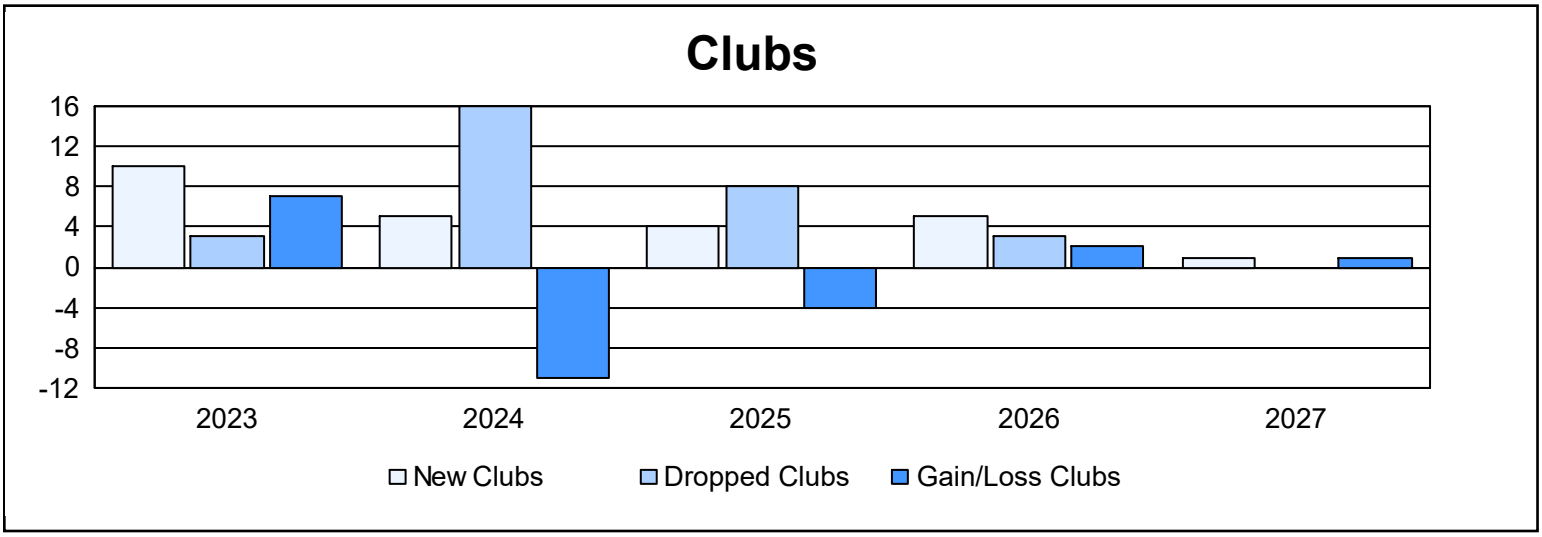

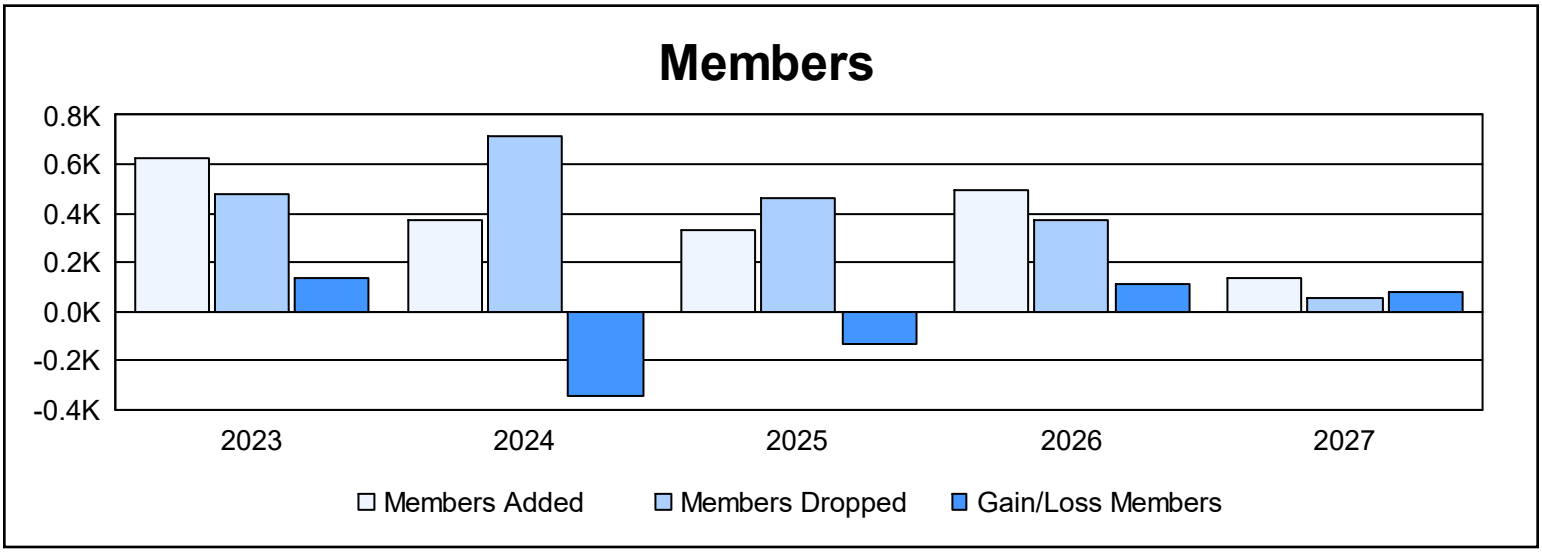

Membership Composition

October 2026 Cumulative

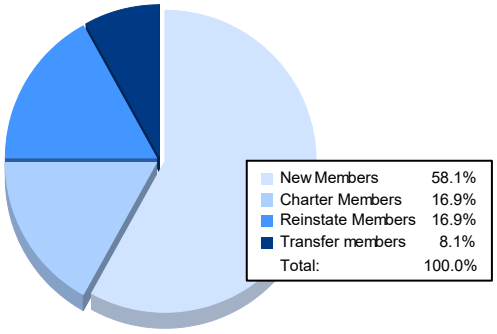

New Members	58.1%
Charter Members	16.9%
Reinstate Members	16.9%
Transfer members	8.1%
Total:	100.0%

Gender Composition

October 2026 Cumulative

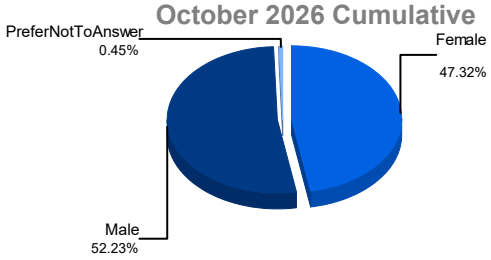

Female	47.32%
Male	52.23%
PreferNotToAnswer	0.45%
NonBinary	0.00%
Total:	100.00%